

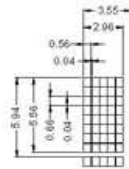
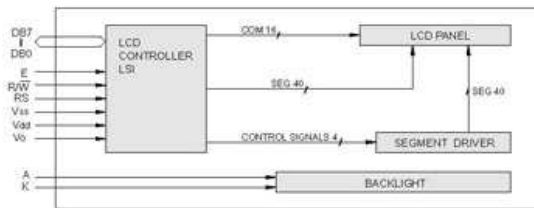
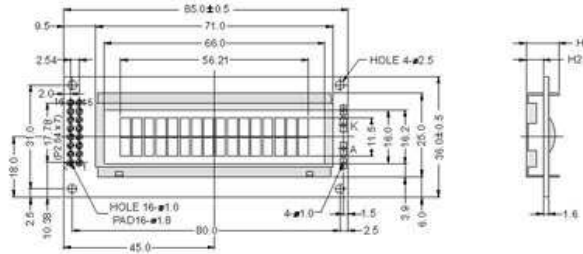
PC1602-H



PC 1602-H



.....OUTLINE DIMENSION & BLOCK DIAGRAM



The tolerance unless classified ±0.3mm

MECHANICAL SPECIFICATION			
Overall Size	85.0 x 36.0	Module	H2 (H1)
View Area	66.0 x 16.2	W/O B/L	5.1 / 9.7
Dot Size	0.56 x 0.66	EL B/L	5.1 / 9.7
Dot Pitch	0.60 x 0.70	LED B/L	9.4 / 14.0

PIN ASSIGNMENT		
Pin no	Symbol	Function
1	Vss	Power supply(GND)
2	Vdd	Power supply(+)
3	Vo	Contrast Adjust
4	RS	Register select signal
5	R/W	Data read / write
6	E	Enable signal
7	DB0	Data bus line
8	DB1	Data bus line
9	DB2	Data bus line
10	DB3	Data bus line
11	DB4	Data bus line
12	DB5	Data bus line
13	DB6	Data bus line
14	DB7	Data bus line
15	A	Power supply for LED B/L (+)
16	K	Power supply for LED B/L (-)

ABSOLUTE MAXIMUM RATING							
Item	Symbol	Condition	Min.	Max.	Units		
Supply for logic voltage	Vdd-Vss	25°C	-0.3	7	V		
LCD driving supply voltage	Vdd-Vee	25°C	-0.3	13	V		
Input voltage	Vin	25°C	-0.3	Vdd+0.3	V		
ELECTRICAL CHARACTERISTICS							
Item	Symbol	Condition	Min.	Typical	Max.	Units	
Power supply voltage	Vdd-Vss	25°C	2.7	-	5.5	V	
		Top	N	N	N	N	V
		-20°C	-	7.1	-	7.5	V
		0°C	4.5	-	4.8	-	V
		25°C	4.1	6.1	4.4	6.4	V
LCD operation voltage	Vop	50°C	3.8	-	4.1	V	
		70°C	-	6.7	-	8	V
LCD current consumption (No B/L)	Idd	Vdd=5V	-	2	3	mA	
Backlight current consumption	LED/edge	VBL=4.2V	-	-	-	mA	
	LED/array	VBL=4.2V	-	120	-	mA	

REMARK

LCD option: STN, TN, FSTN
Backlight Option: LED, EL Backlight feature, other Specs not available on catalog is under request.





Products

- Mono Type Part Numbering System
- COG Part Numbering System
- EMS Part Numbering System
- Color Type Part Numbering System
- Mono COG Part Numbering System
- Self-made product Part Numbering System

Mono Type Part Numbering System

P C 16 02 * * * - * ** - * - *

1 2 3 4 5 6 7 8 9 10 11

No	Code value	Description	Remark
1	P	Powertip products	Brand
2	C	Character type	Module type
	G	Graphic type	
3	08,16,20,24...	Character per line (for character modules)	Characters per line or row dots
	120,122,128...	Row dots (for graphic modules)	
4	01,02,03,04,...	Lines (for graphic modules)	Lines or column dots
	32,240...	Column dots (for graphic modules)	
5	A	Without backlight	
	B	EL backlight blue-green	
	D	EL backlight yellow-green	
	E	EL backlight white	
	F	CCFL backlight white	
	L	LED backlight yellow-green	
	M	LED backlight amber	
	N	LED backlight red	Backlight mode
	O	LED backlight orange	(Type+Color)
	P	LED backlight pure-green	
	S	LED backlight green	
	T	Double LED backlight	
	U	LED backlight blue	
	V	LED backlight blue white	
	W	LED backlight white	
	R	Triple LED backlight	
6	R	Standard (Through hole, cable, connector and etc.)	Connecting type
	Y	Straight pin-header	
	Z	Right angle pin-header	
7	None	TN positive gray	
	N	TN negative blue	
	P	PBT(Pure Black Tech.)	
	Q	E-TN(Enhanced TN)	
	H	HTN Positive Gray	
	J	HTN Negative (Black/Blue)	
	S	STN positive gray	I CD Mode

	U	STN positive yellow-green	
	M	STN negative blue	
	G	ASTN(Automotive STN)	
	W	E-STN(Enhanced STN)	
	F	FSTN positive white	
	T	FSTN negative black	
	Y	E-FSTN(Enhanced FSTN)	
8	0~Z	Series number	Model name
9	00~ZZ	IC manufacturer/character pattern /total solution series number	Table A
	NN	Without controller	
10	A~Z	Refer to display viewing features system	Table B
11	No Code value	Standard product	Version
	01~ZZ	Special code	

Table A

S*	SUMSUNG LSI	T*	TOSHIBA LSI	Y*	SANYO LSI
M*	MOTOROLA LSI	E*	EPSON LSI	H*	HITACHI LSI
N*	NOVATEK	W*	SITRONIX LSI	A*	APANPEC LSI
R*	SHARP LSI	P*	PHILIPS LSI	J*	JRC LSI
U*	UMC GROUP LSI	Z*	HOTEK LSI	O*	OKI LSI
B*	RAIO	C*	ASLIC	F*	TOMATO LSI
G*	AVANT	L*	SUNPLUS LSI		

Table B

	Operation Temperature	Normal Temp.(NT):0°C~50°C		Wide Temp.(WT):-20°C~70°C	
	Viewing direction	6:00	12:00	6:00	12:00
	Reflective	A	D	G	J
Polarizer	Transflective	B	E	H	K
	Transmissive	C	F	I	L

TOP

Copyright @2000 - 2013 Powertip Technology Corporation. all right reserved.
Strongly recommended use Internet Explorer for best browsing experience.